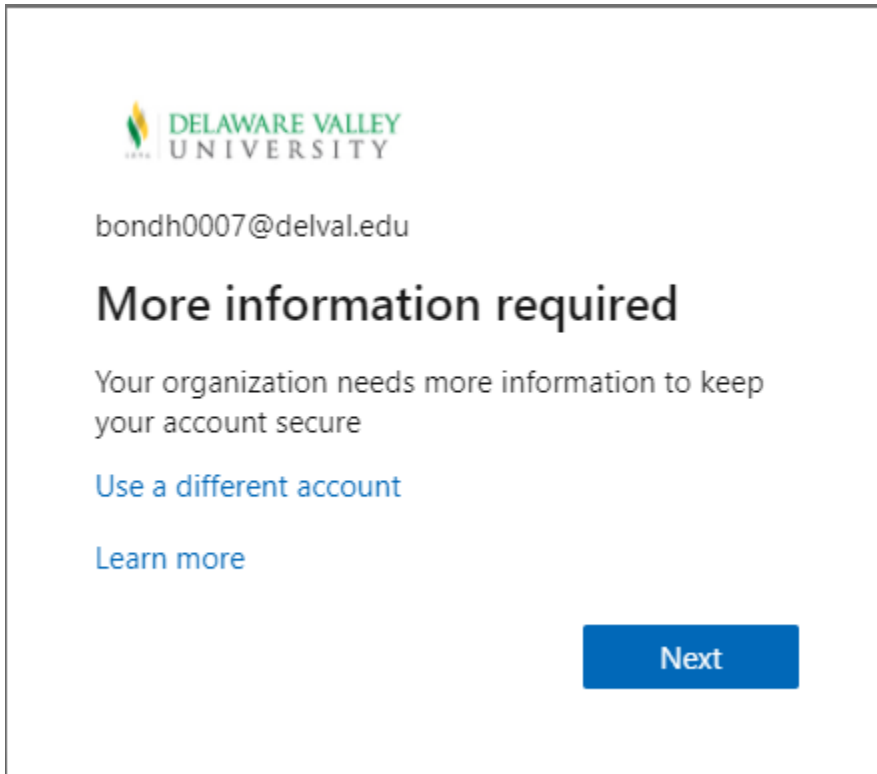



1. When you sign into your application or Office 365, you will see a page saying “More information required”. Click Next



 DELAWARE VALLEY UNIVERSITY

bondh0007@delval.edu

More information required

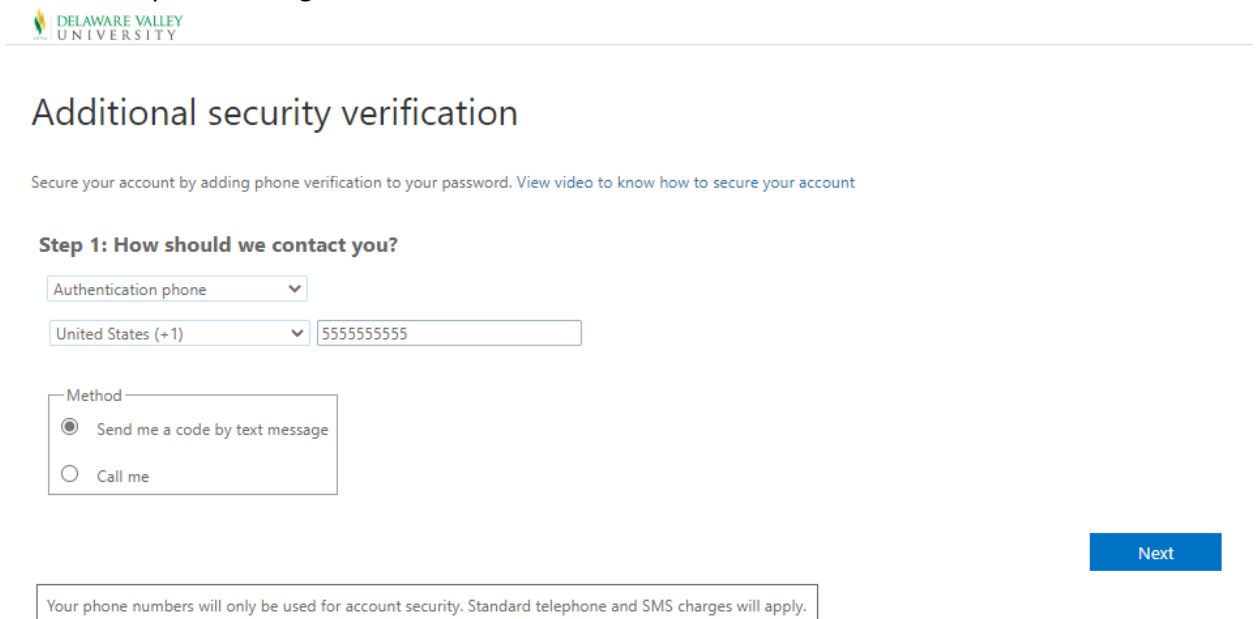
Your organization needs more information to keep your account secure


[Use a different account](#)

[Learn more](#)

[Next](#)

2. Select “Authentication phone” in the dropdown, input your phone number, and choose “Send me a code by text message” and click “Next”



 DELAWARE VALLEY UNIVERSITY

Additional security verification

Secure your account by adding phone verification to your password. [View video to know how to secure your account](#)

Step 1: How should we contact you?

Authentication phone

United States (+1) 5555555555

Method


Send me a code by text message

Call me

[Next](#)

Your phone numbers will only be used for account security. Standard telephone and SMS charges will apply.

3. Input the code you received on your phone then click "Verify"

 DELAWARE VALLEY UNIVERSITY

Additional security verification


Secure your account by adding phone verification to your password. [View video to know how to secure your account](#)

Step 2: We've sent a text message to your phone at +1 [REDACTED]

When you receive the verification code, enter it here

[Cancel](#) [Verify](#)

4. Click "Done"

 DELAWARE VALLEY UNIVERSITY

Additional security verification

Secure your account by adding phone verification to your password. [View video to know how to secure your account](#)

Step 2: We've sent a text message to your phone at +1 [REDACTED]

Verification successful!

[Done](#)